




MARITIME HERITAGE TEACHER PLAYLIST

“I ka wā mamua, ka wā ma hope,” or “the
future is in the past”





Dear Teacher Explorers,

This playlist is a guide to support classrooms collaborating with National Geographic Explorers as they work aboard the E/V Nautilus to document World War II wrecks in Hawaii.


The playlist is divided into sections with options for lessons to implement at three stages during the expedition.

While this guide was written as a cohesive unit, please feel at liberty to implement lessons in a way that best meets the needs of your students.

Happy Exploring,

Your National Geographic Maritime Heritage Team

Please click [here](#) to schedule your live calls with explorers on the team



Expedition Launch

1- Call to Action

Watch


a message from National Geographic Explorer,
Dr. Justin Dunnavant.

Explore

the wordless book, "Flotsam" by David Wiesner

Launch

the driving question: *If we live in the present, why
should we care about the past?*



2 - Meet the Explorer Team

Click on each explorer's name to learn more about their work. Use this [note catcher](#) to record what you learn.



[Dr. Justin Dunnivant](#)



[Dr. Jennifer Adler](#)



[Dominic Bush](#)



[Dr. Jason Raupp](#)



[Sruthi Gurudev](#)

3-Explore the Ship

Tour

the E/V Nautilus.

Explore

the E/V Nautilus activity book to learn more about each area of the ship and the technology onboard.

Investigate

the most current expeditions for the E/V Nautilus.



4-Why shipwrecks?

Read

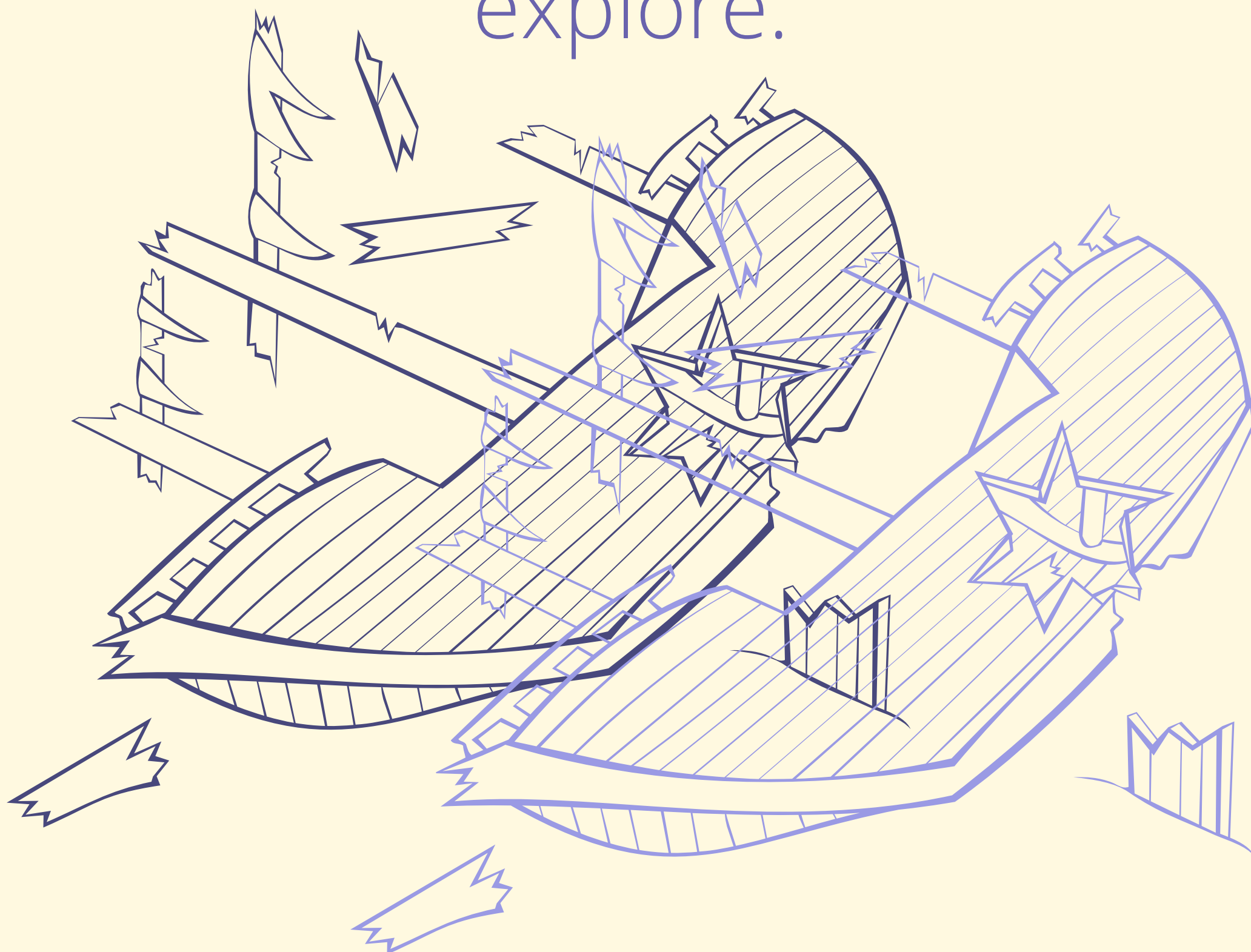
these articles about the history of the wrecks we will visit during our expedition.

Explore

3D models of shipwrecks previously documented by the E/V Nautilus.

Reflect

on the driving question: If we live in the present, why should we care about the past? Connect this to what you learned about the wrecks we will explore.



5-Experience Hawaiian Language and Culture

watch


[this video](#) to learn Hawaiian terms in 'Ōlelo Hawai'i (Hawaiian language) with Malanai N. Kāne Kuahiwinui

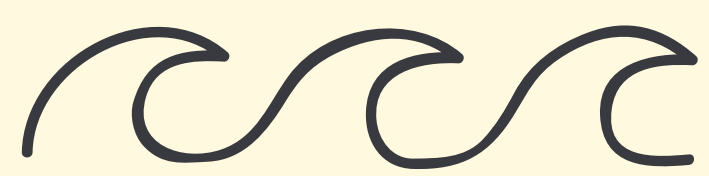
Practice

new Hawaiian words using [Duolingo](#).

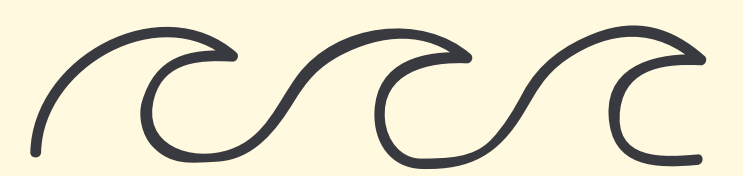
watch

[this video](#) and discuss the main idea: "The canoe is an island and the island is a canoe."





Expedition



6-Embarking on the Expedition

Watch


a message from National Geographic Explorer, Dr. Jennifer Adler.

Interact with the team

by signing up for a ship-to-shore interaction, a National Geographic Explorer Classroom, or live events. Use this reflection form from National Geographic during the interactions to reflect on what students learn.

Follow Along

Check the E/V Nautilus expedition page for updates during the trip.



Expedition Follow-up

7-Now what?

watch

this [message](#) from National Geographic Explorer, Sruthi Gurudev.

Click here for a [list of ideas](#) to apply what students have learned to your local context.

